



OSBORNE HOME LEARNING

Reading at home



Reading at home **every day** for at least **ten minutes** will improve children's reading. Osborne pupils will bring home two reading books each week in their Osborne book bag.

Books

A colour banded book - this is a book your child should be reading independently.

A library book - this is a book your child has chosen because it interests them. You may need to support them with the reading or read it to them.

In Year 1 and Year 2, the colour-banded book your child brings home with match the phonics group they are in. Please see the guide attached for an explanation of the different groups.

Note down what your child has read and any comments you have about their reading on **Boom Reader**.

Pupils need to bring their books in their book bag in every day.




Online Home Learning

All pupils should access Oxford Reading Buddy.

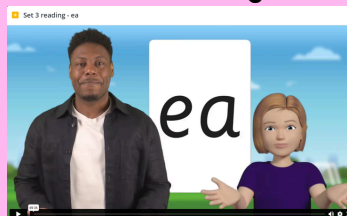


- Pupils read e-books allocated to them by Class Teachers.
- Pupils take quizzes to demonstrate their understanding of the book.

All pupils have access to Showbie.



- On Showbie, pupils can access videos which help them to practise saying sounds and word reading.





OSBORNE HOME LEARNING

Writing at home




CREATIVE WRITING

Home Learning Branches are sets of activities linked to your child's English lessons.

Three Learning Branches will be sent out throughout the year.

These can be completed at home.



a a a



HANDWRITING


Please see our website for a video about how we teach handwriting and handwriting practice sheets.

Spelling at home

Every Friday your child will receive their spelling list.

Use the spelling grid to help them to practise these spellings.

Maths at home



Online Home Learning

All pupils have a login for Times Tables Rockstars/Numbots.

Children should be practising maths skills at least three times per week at home.


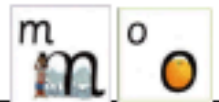













Your child can practise their number skills so that they become quicker over time.



Your child can practise their times tables so that they become quicker over time.

Phonics groups and what they mean

Group	If I am in this group I can...	My next steps are to...
Set 1A 	Recognise some single letter sounds	Recognise all single letter sounds.
Set 1B 	Recognise 16 or more single letter sounds	Orally blend Set 1 sounds
Set 1C 	Recognise most or all single letter sounds Blend sounds into words orally	Blend sounds to read short 2 or 3 sound words e.g. am, red, in, yes, bin
Ditties 	Read all single letter sounds speedily Read 2 or 3 sound words independently (am, red, in, yes, bin)	Recognise the Set 1 digraphs ('Special Friends') and read them in words th sh ch qu ng nk ff ll ss ck
Red books 	Read all Set 1 Single letter and Special Friends speedily and read them in words	Read words with 4 and 5 single letter sounds stop jump stamp crept Read words with 3 sounds speedily man got sit
Green books 	Read words with 4 and 5 Set 1 single letter and special friend sounds	Read the first 6 Set 2 sounds and in words ay ee igh ow oo oo Read words with 3 sounds that contain a special friend speedily this chip quiz
Purple books 	Read words with 4 and 5 Set 1 single letter and special friends sounds speedily with that them have	Read the first 6 Set 2 sounds and in words, including multisyllabic ay ee igh ow oo oo Read words with 4 and 5 sounds speedily stop jump stamp crept
Pink books	Read the first 6 Set 2 sounds speedily ay ee igh ow oo oo Read words with 4 and 5 Set 1 sounds speedily	Read the next 6 Set 2 sounds and in words, including multisyllabic ar or air ir ou oy

	<p>black thing went help</p>	<p>Read word with the first 6 Set 2 sounds speedily play night sleep about</p>
	<p>Read the next 6 Set 2 sounds speedily ar or air ir ou oy Read words with the first 6 Set 2 sounds speedily play throw smell feel</p>	<p>Consolidate Set 2 sounds Read the first six Set 3 sounds and in words, including multisyllabic ea oi a-e i-e o-e u-e</p>
	<p>Read the first six Set 3 sounds and in words, including multisyllabic ea oi a-e i-e o-e u-e Read words with Set 1 and the first 6 Set 2 sounds speedily quick little night know smart</p>	<p>Read the next 7 Set 3 sounds aw are ur er ow ai oa Build speed and fluency (60 – 70+ wpm)</p>
	<p>Read Set 3 sounds and in words, including multisyllabic at speed aw are ur er ow ai oa Can read whole texts at 60 -70 + words per minute</p>	<p>Read the remaining Set 3 sounds ew ire ear ure au e-e ue ie ph wh kn tious tion cious Build speed and fluency (70 - 80 wpm)</p>
	<p>Read all Set 3 and Set 3 additional sounds and in words, including multisyllabic at speed ew ire ear ure au e-e ue ie ph wh kn tious tion cious Can read whole texts at 70 – 80+ words per minute</p>	<p>Continue reading Set 3 / Set 3 additional sounds and in words, including multisyllabic with speed Build speed and fluency (90 -100+ wpm)</p>
	<p>Can read whole texts at 90 – 100+ words per minute</p>	<p>Develop skills in whole class guided reading sessions: Vocabulary Infer Predict Explain Retrieve Sequence / Summarise</p>



HANDWRITING PHRASES FOR HELPING YOUR CHILD TO FORM LETTERS

This works best if your child practises for a short time every day.

1. Show the picture side and air-write as you say the phrase.
2. Ask your child to practise in the air with you.
3. Using a sharp pencil and sat at a table, encourage your child to have a go.
4. Praise your child for their efforts.

- m Maisie, mountain, mountain
- a round the apple, down the leaf
- s slither down the snake
- d round his bottom, up his tall neck and down to his feet
- t down the tower, across the tower
- i down the body, dot for the head
- n down Nobby, over his net
- p down the plait and over the pirate's face
- g round her face, down her hair and give her a curl
- o all around the orange
- c curl around the caterpillar
- k down the kangaroo's body, tail and leg
- u down and under, up to the top and draw the puddle
- b down the laces to the heel, round the toe
- f down the stem and draw the leaves
- e lift off the top and scoop out the egg
- l down the long leg
- h down the head to the hooves and over his back
- r down his back and then curl over his arm
- j down his body, curl and dot
- v down a wing, up a wing
- y down a horn, up a horn and under his head
- w down, up, down, up
- z zig-zag-zig
- q round her head, up past her earrings and down her hair
- x down the arm and leg and repeat the other side

